



### District Report Card: 2017


<b>State:</b> Arunachal Pradesh	<b>District:</b> Upper Subansiri
<b>Class:</b> 3	<b>Subject:</b> EVS
<b>Schools:</b> 52	<b>Students:</b> 600


### Participation/Coverage


#### Students

<div>GENDER</div> <div></div>	Boys				Girls			
	Number		%		Number		%	
	287		47.83		313		52.17	

<div>AREA</div> <div></div>	Rural				Urban			
	Number		%		Number		%	
	470		78.33		130		21.67	

<div>CATEGORY</div> <div></div>	SC		ST		OBC		GEN	
	Number	%	Number	%	Number	%	Number	%
	2	0.33	573	95.50	9	1.50	16	2.67

<div>CWSN</div> <div></div>	LD	VI	HI	S&LD	ID	Oth
	0	1	2	1	0	2

<div>Management</div> <div></div>	Government			Government-aided		
	Number		%	Number		%
	593		98.83	7		1.17

### Average Performance of Students in EVS (%)

Overall	Gender		Area		Management		Social Group			
	Male	Female	Rural	Urban	Govt.	Aided	SC	ST	OBC	GEN
43.70	43.67	43.73	45.53	37.08	43.66	46.67	20.00	44.01	27.41	44.58

## Performance on Learning Outcomes (LOs)

Learning Outcomes	Description	Average Performance(%)
E302	Identifies simple features (e.g. movement, at places found/ kept, eating habits, sounds) of animals and birds in the immediate surroundings.	36.17
E303	Identifies relationships with and among family members	38.57
E304	Identifies objects, signs (vessels, stoves, transport, means of communication, transport, signboards etc.), places (types of houses/shelters, bus stand, petrol pump etc.) activities (works people do, cooking processes, etc.) at home/school/neighborhoods	46.57
E305	Describes need of food for people of different age groups, animals/birds, availability of food and water and use of water at home and surroundings	48.67
E307	Groups objects, birds, animals, features, activities according to differences/similarities using different senses. (e.g. appearance/place of living/ food/ movement/ likes-dislikes/ any other features)	49.51
E309	Identifies directions, location of objects/places in simple maps using signs/symbols/verbally	44.38
E310	Guesses properties, estimates quantities of materials/activities in daily life and verifies using symbols/non-standard units	33.33
E311	Records observations, experiences, information on objects/activities/places visited in different ways and predicts patterns etc.	32.50
E313	Observes rules in games (local, indoor, outdoor)	31.79
E314	Voices opinion on good/bad touch , stereotypes for tasks/play/food in family w.r.t gender, misuse/wastage of food and water in family and school.	39.83

Range of Performance of Students who Answered Correctly							
Below 30%		30% - 50%		50% - 75%		Above 75%	
Number	%	Number	%	Number	%	Number	%
182	30.33	204	34.00	149	24.83	65	10.83

## Lowest Performing Learning Outcomes (LOs)

1 - Observes rules in games (local, indoor, outdoor) (31.79)

2 - Records observations, experiences, information on objects/activities/places visited in different ways and predicts patterns etc. (32.50)

3 - Guesses properties, estimates quantities of materials/activities in daily life and verifies using symbols/non-standard units (33.33)

4 - Identifies simple features (e.g. movement, at places found/ kept, eating habits, sounds) of animals and birds in the immediate surroundings. (36.17)

5 - Identifies relationships with and among family members (38.57)